



SAMSUNG  
ELECTRO-MECHANICS

Mid Power LED

setron

# LED for LIGHTING










SAMSUNG  
ELECTRO-MECHANICS

# Mid Power LED Overview



Part NO.	Color	Intensity	Flux	Condition	Forward Voltage	Package	No. of Leads	Availability	
SLSNNxxxxxxx		typ. IV (cd)	typ. (lm)	IF (mA)	typ. VF (V)	mm			
 	WH805TS	Cool White	1.7	4.2	20	3.2	5.2*5.2*1.3	2	Yes
	WH825TS	Cool White	3.6	10.0	40	3.2	5.2*5.2*1.3	2	Yes
	WH815TS	Cool White	5.2	13.5	60	3.2	5.2*5.2*1.3	6	Yes
	WW825TS	Warm White	3.2	8.0	40	3.2	5.2*5.2*1.3	2	Yes
	WW815TS	Warm White	5.0	13.0	60	3.2	5.2*5.2*1.3	6	Yes
	RA805TS	Red	0.6	1.5	20	2.2	5.2*5.2*1.3	2	On Request
	RA825TS	Red	1.0	2.4	40	2.2	5.2*5.2*1.3	2	Yes
	GA805TS	Green	1.4	3.2	20	3.2	5.2*5.2*1.3	2	On Request
	GA825TS	Green	2.7	7.0	40	3.2	5.2*5.2*1.3	2	Yes
	BA805TS	Blue	0.35	0.8	20	3.2	5.2*5.2*1.3	2	On Request
	BA825TS	Blue	0.6	1.2	40	3.2	5.2*5.2*1.3	2	Yes
	AA805TS	Amber	0.6	1.5	20	3.2	5.2*5.2*1.3	2	On Request
	AA825TS	Amber	1.2	2.8	40	3.2	5.2*5.2*1.3	2	Yes
	RGBW815TS	Full Color / RGB (Black Coating)	R 0.45, G 1.2, B 0.3	-	R 20, G 20, B 20	R 2.1, G 3.1, B 3.1	5.2*5.2*1.3	6	On Request
	RGBW815TS	Full Color / RGB	R 0.6, G 1.4, B 0.4	-	R 20, G 20, B 20	R 2.1, G 3.1, B 3.1	5.2*5.2*1.3	6	Yes
	WH804TS	Cool White	2.0	4.2	30	3.2	3.0*3.0*0.9	4	Yes
	WH824TS	Cool White	4.0	8.4	60	3.2	3.0*3.0*0.9	4	Yes
	WH814TS	Cool White	6.0	12.6	90	3.3	3.0*3.0*0.9	4	Yes
	WH834TS	Cool White	8.0	16.8	120	3.6	3.0*3.0*0.9	4	Yes
 	WH802TS	Cool White	2.0	4.2	30	3.2	3.2*2.8*1.9	2	Yes
	WH822TS	Cool White	4.0	8.4	60	3.2	3.2*2.8*1.9	4	Yes
	WH812TS	Cool White	6.0	12.6	90	3.3	3.2*2.8*1.9	4	Yes
	RA802TS	Red	0.45	1.1	20	2.2	3.2*2.8*1.9	2	On Request
	GA802TS	Green	1.0	2.3	20	3.2	3.2*2.8*1.9	2	On Request
	BA802TS	Blue	0.25	0.6	20	3.2	3.2*2.8*1.9	2	On Request
	RGBW812TS	Full Color / RGB	R 0.26, G 0.65, B 0.15	-	R 20, G 10, B 10	R 1.9, G 3.0, B 3.1	3.2*2.8*1.9	4	Yes